
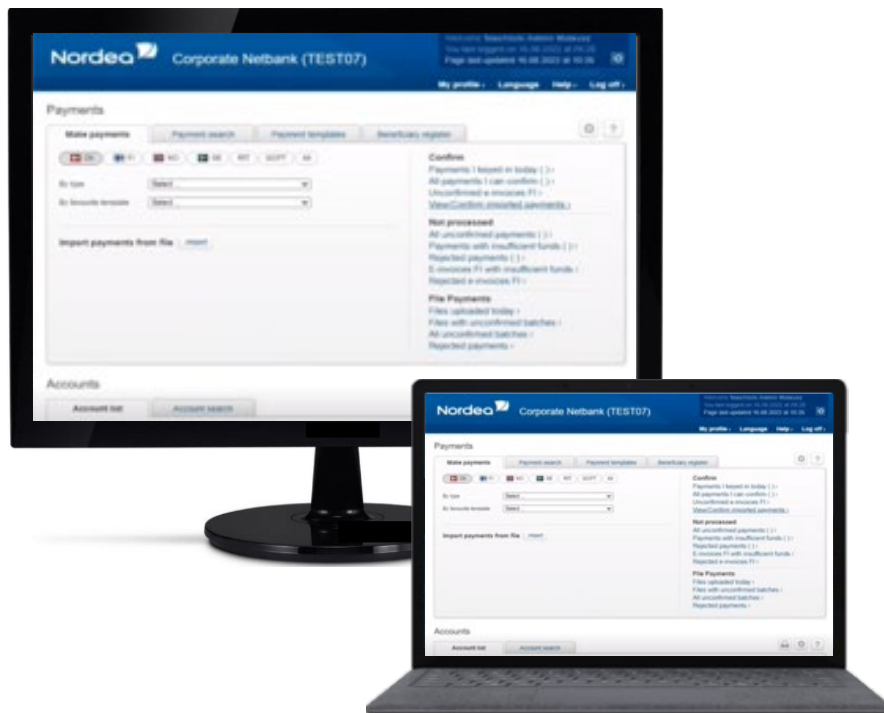


Nordea

How to find your account statements in Corporate Netbank

Do you have any questions?
If you need help you can contact us on 0771-776991



1

Administration

Corporate Netbank

[View/Edit users ›](#)
[Create a new user ›](#)
[User profiles ›](#)

Corporate Access

[File Transfer ›](#)
[Payables ›](#)
[Account Reporting ›](#)

Common services

[Confirm ›](#)
[Reports ›](#)
[History ›](#)

Other services

Cash pool

[Global Cash Pool/KVK ›](#)
[Flerkontosystem NO ›](#)

Payment and collection

[Corporate File Payments ›](#)
[Archive \(e.g. Account Statements/eRedovisning\) ›](#)
[GiroLink ›](#)
[Total IN Total IN Basic ›](#)
[Virtual Account Management ›](#)
[Netbank International ›](#)

Nordea Corporate

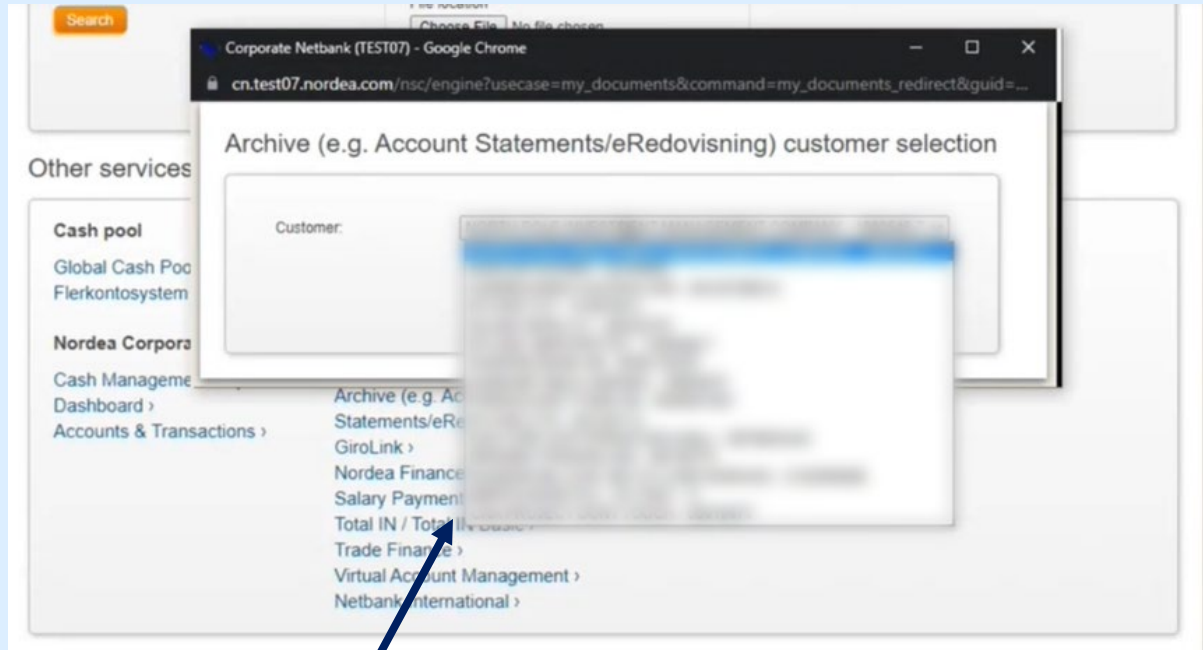
[e-Markets ›](#)
[Accounts & Transactions ›](#)

Under "Other Services" you click on the link "Archive (e.g., Account Statements/eRedovisning)".

OBS: Instructions continue on next page

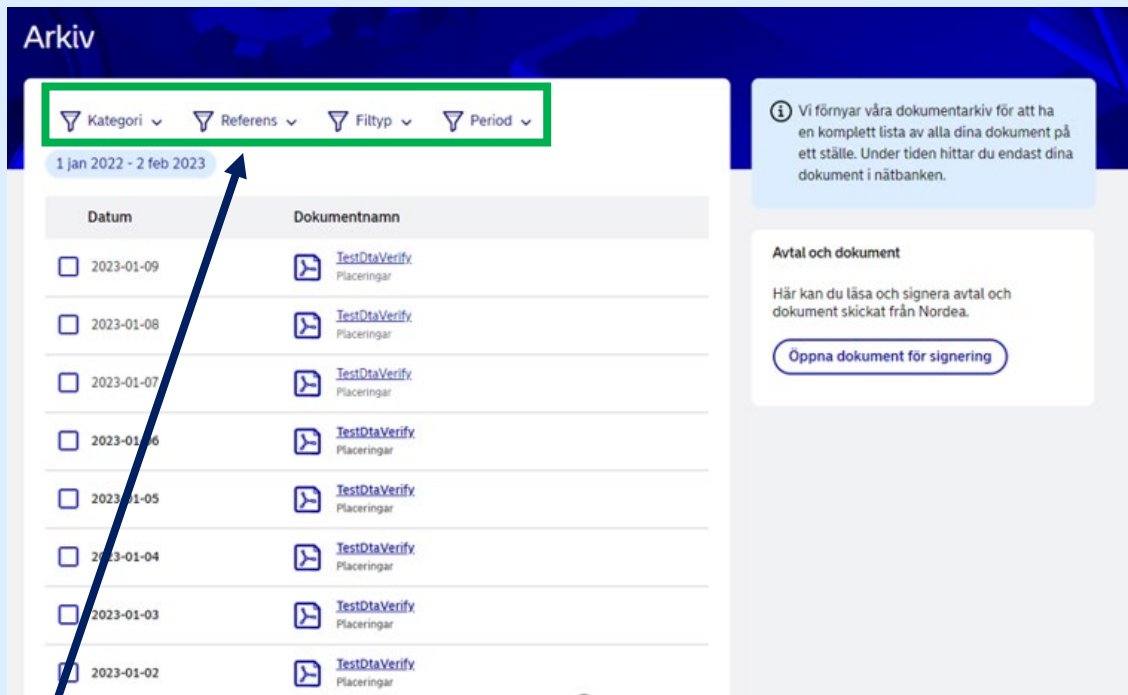
Nordea

2



If you as a user have access to several agreements you now chose the company.

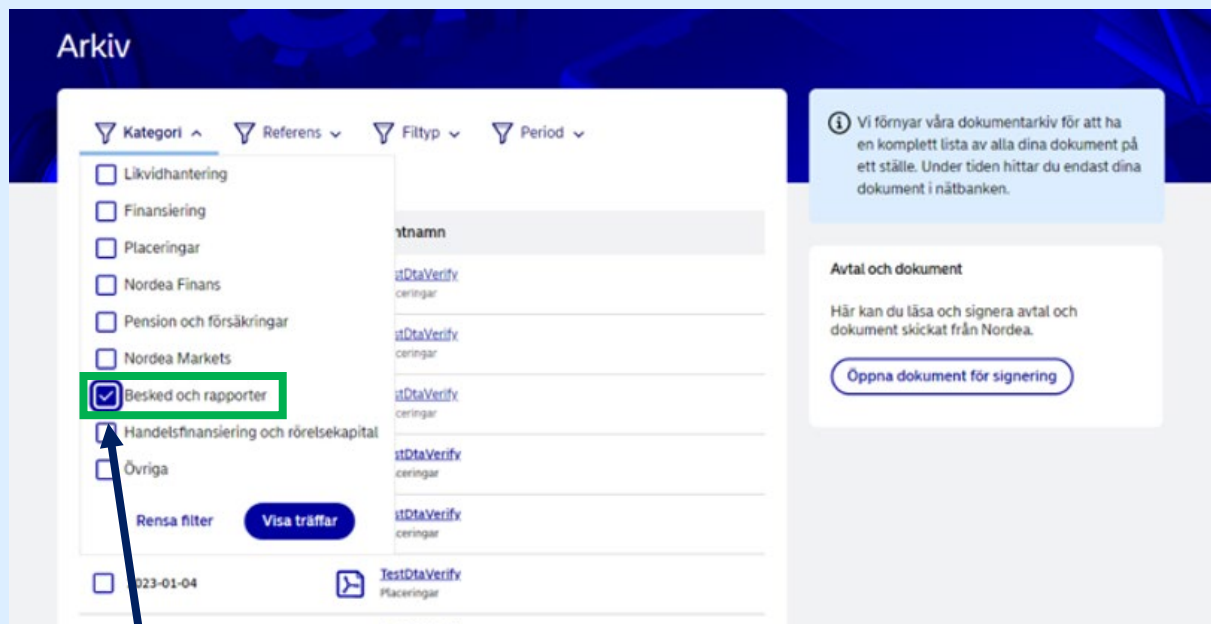
OBS: Instructions continue on next page



You can filter your documents by selecting category, Account Number, type and period. You can filter up to 10 years.

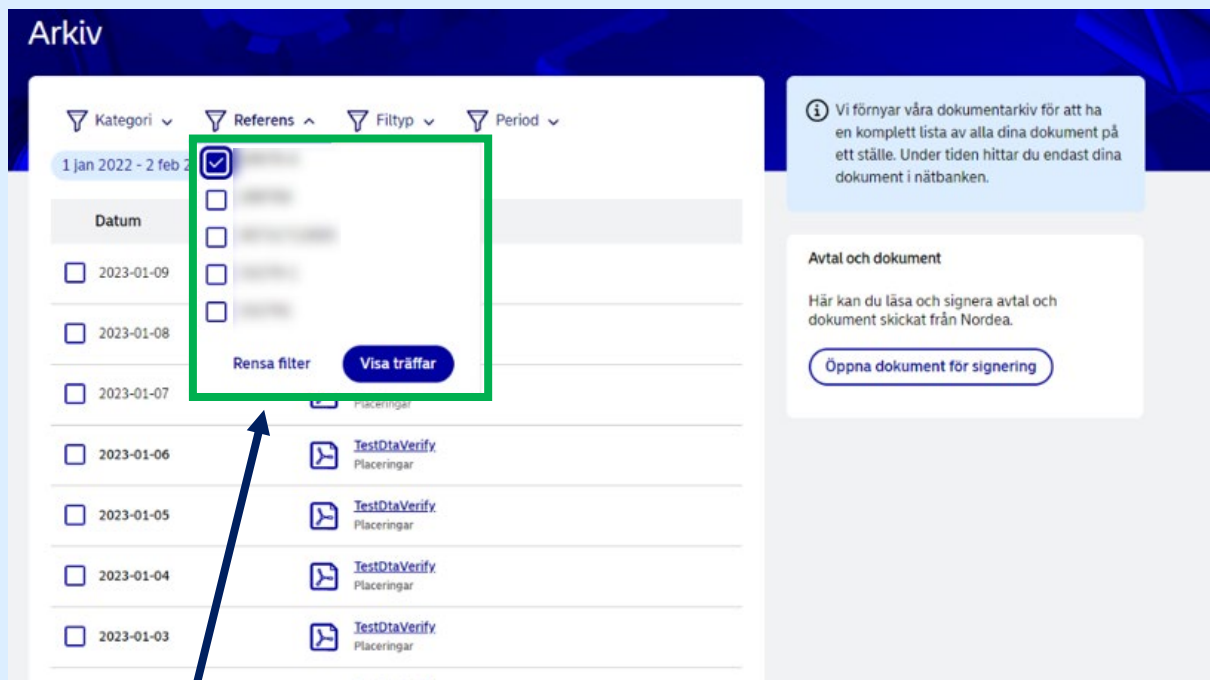
Choose "Besked och rapporter" to access the Account statements.

OBS: Instructions continue on next page



Choose "Besked och rapporter" to access the Account statements.

OBS: Instructions continue on next page



Under "Referens" you can choose which account you wish to view.

OBS: Instructions continue on next page

Other services			
Cash pool	Payment and collection	Securities Services	Investments
Global Cash Pool/KVK ›	Trade Finance Global ›	Custody ›	Loans SE ›
Flerkontosystem NO ›	Archive Search NO ›	eCustody (new) ›	
	Palkka.fi ›		
Nordea Corporate	Corporate File Payments ›		
Cash Management requests ›	Direct Debit ›		
Dashboard ›	<u>Archive (e.g. Account Statements/eRedovisning) ›</u>		
e-Markets ›	GiroLink ›		
	Nordea Finance Services SE ›		
	Salary Payments ›		
	Total IN / Total IN Basic ›		
	Trade Finance ›		
	Virtual Account Management ›		
	Netbank International ›		

If you then want to access the account statements for another company, you go back to Corporate Netbank, click on the link again and select another company in the drop-down list.

You are logged out of Corporate Netbank after 60 minutes of inactivity in Corporate Netbank.